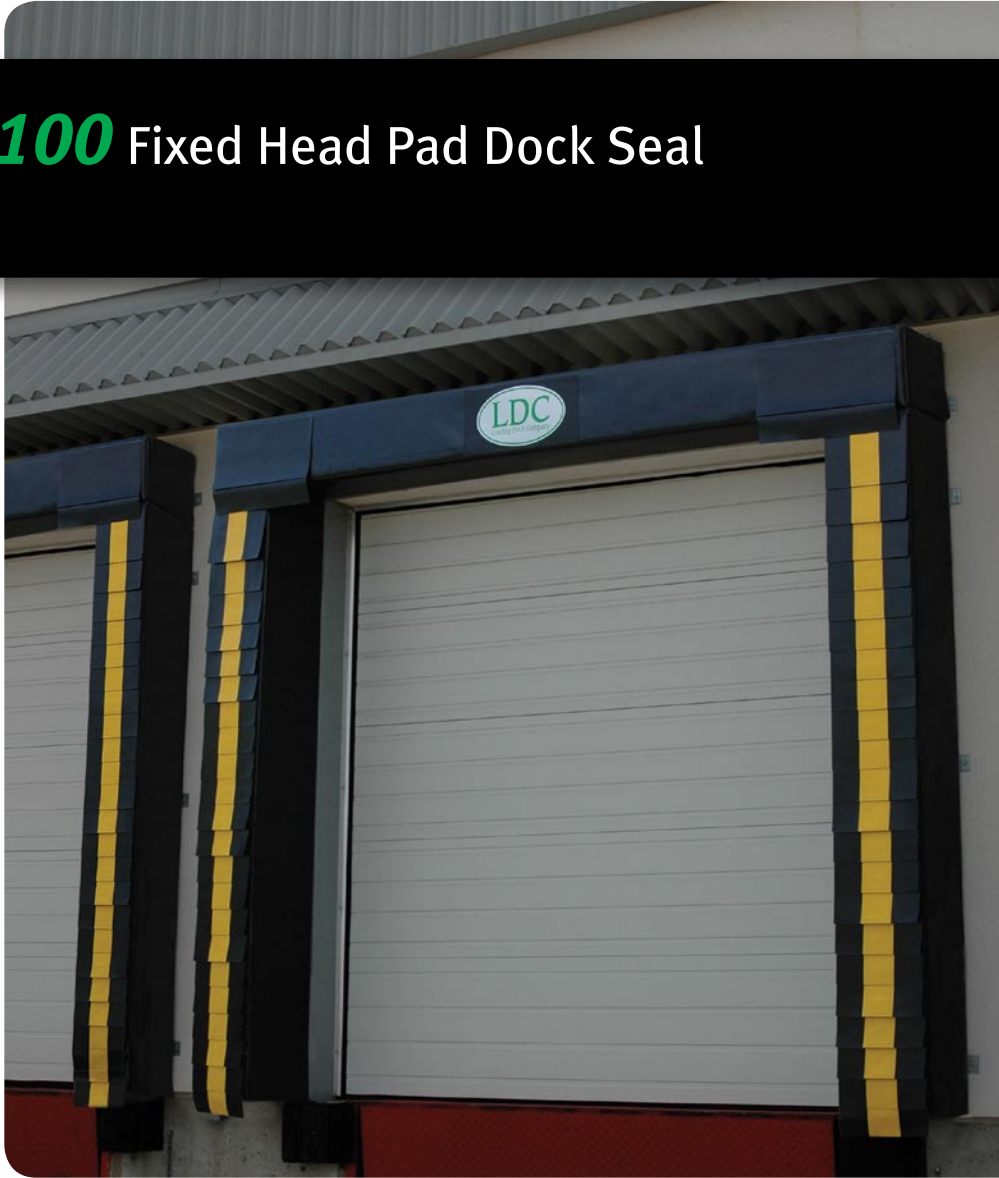




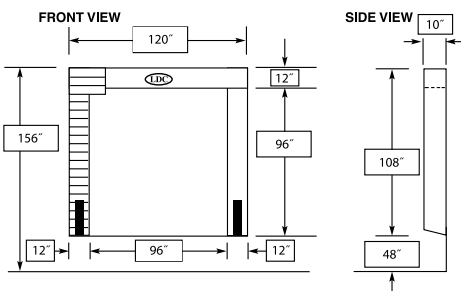
SERIES D100 Fixed Head Pad Dock Seal

BENEFITS

- ▶ **SAVE** hundreds of dollars in reduced energy costs
- ▶ **IMPROVE** working conditions by keeping dust, dirt, debris & insects out
- ▶ **PROTECT** product & personnel from harsh weather conditions
- ▶ **INCREASE PRODUCTIVITY** by providing a safe & comfortable working environment
- ▶ **DURABLE** range of Hi-Performance fabrics to choose from
- ▶ **CUSTOM** sizes available



SPECIFICATIONS



Generally designed to suit 8' wide x 8' high openings. The Series D100 is recommended when the tightest possible seal is required and full access to the rear of the truck is not required.

Two foam side pads and one foam head pad wrap around the door opening, sealing the gap between the building wall and the truck.

With one of the largest selections and colours of fabrics available, LDC can offer the ideal solution for your unique loading dock requirements.

LDC offers a wide variety of custom head pads to satisfy your dock requirements

Foam Head Pads Give You an Efficient Seal for Consistent-Height Traffic



Higher Head Pads can be used to suit a variety of trailer heights (available in 18" or 24").



Drop Curtains can be ordered for installation below the head pad to cover lower trucks.



PVC Drop Curtains are an excellent way to create a better seal for lower trucks made from low temp PVC.



Beveled Pads—when trucks to be serviced are below the top of the dock door, the head pad can be beveled to keep the wood framing out of the doorway and minimize obstructions.

WEAR FLAPS PROVIDE EXTRA PROTECTION

To maximize long term performance of your dock seal, overlapping flaps are applied at the corners of the head pad and full height of the side pads. The wear flaps will absorb the added abrasion that occurs at high wear areas. Wear flaps are available with 4", 6" or 8" exposure. Available in a wide range of fabrics & colours.



4" EXPOSURE



6" EXPOSURE

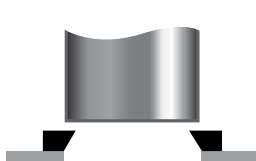


8" EXPOSURE

CUSTOMIZE YOUR DOCK TO SUIT YOUR SPECIFIC NEEDS



INCLINE APPROACH



BEVELED PADS
(Top View)



DECLINE APPROACH

LDC can customize your dock seal with the ideal fabric for your application from a wide range of colours and fabrics available.

22 oz Hi-Tear Vinyl



32 oz Hi-Tear Vinyl



40 oz Hi-Tear Vinyl



Hi-Performance Arctic Seal



16 oz Hi-Tear Hypalon



40 oz Hi-Performance Hypalon



AUTHORIZED DEALER

Liftway

MATERIAL HANDLING SOLUTIONS

Brantford, ON. N3T 5N9
1-800-543-8929
sales@liftway.on.ca